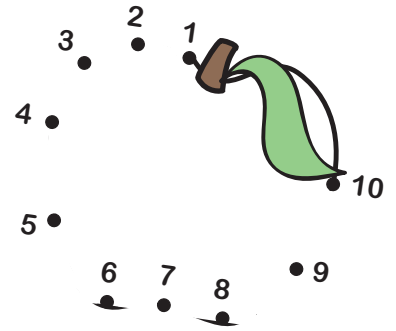





Get Ready for Kindergarten

K
Kindergarten



K C G



How many
are red?

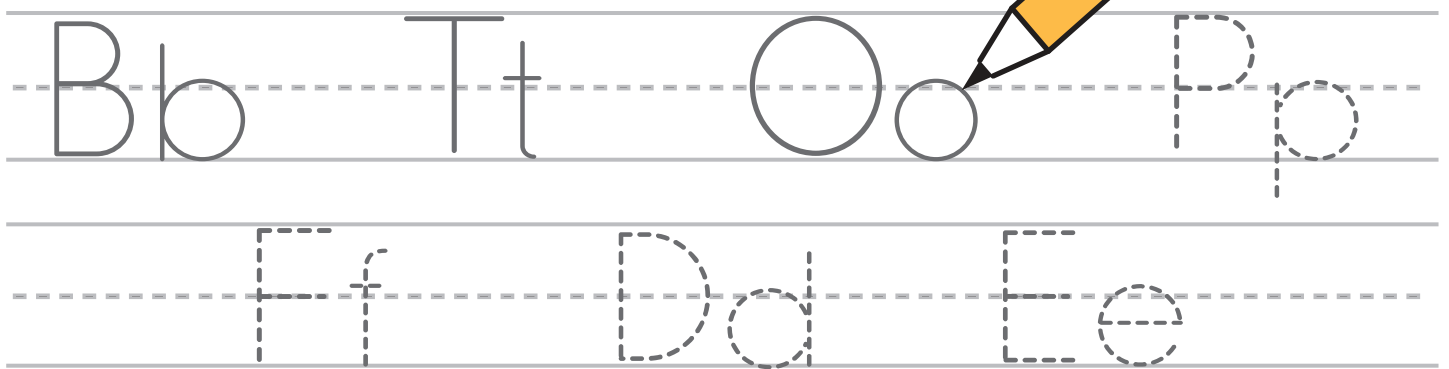


Table of Contents

Get Ready for Kindergarten

Letter Match-Up *
Line 'Em Up! *
Storytime With Rhymes
Holiday Syllables *
Color By Sight *
Picture Us *
Ball Starts With B *
Missing Letters *
Know Your Short Vowels! *
Long Vowel Hunt *
Chewing with "Ch" *
"Top" to "Him" Word Ladder *
How Many Are... *
Connect the Dots: School Classroom *
Counting Fruits and Veggies *
Shape Line Patterns *
Pattern Pumpkins *
Juice Box Addition *
Addition with Pictures: Pizza Toppings *
Math Subtraction Stories: Little Pig Houses *
Slippery Subtraction *
Which is... *
Color By Shape: Zoo Animals
3D Shapes to Life *

Picnic Reading
Sight Word Cut Up
Sight Word Search *
Nursery Rhyme Match *
Name That Pumpkin *
Complete the Poem: Sun *
"In" Word Family Blends *
Is it Fact or Fiction? *
Become An Illustrator
One, Two, Three *
Where Is... *
Not In This Story! *
Flying High Tracing
Button, Button, Button
Hidden Alphabet *
Building Bridges
Name Finding Fun
Write the Sight Word: Meet
Write and Draw Sight Words Book
Boys and Girls Are...
Writing About Cars
How A Tree Grows *
Building A Snowman *
Writing About Bears

Certificate of Completion

Answer Sheets

** Has an Answer Sheet*

Name: _____

Date: _____

Letter Match-Up Worksheet

Can you identify your letters? Match each uppercase letter with its lowercase form. After you have found each pair, try writing them side by side.

B	f
T	p
O	e
P	d
F	b
D	t
E	o

Bb Tt Oo Pp

Ff Dd Ee

Name: _____

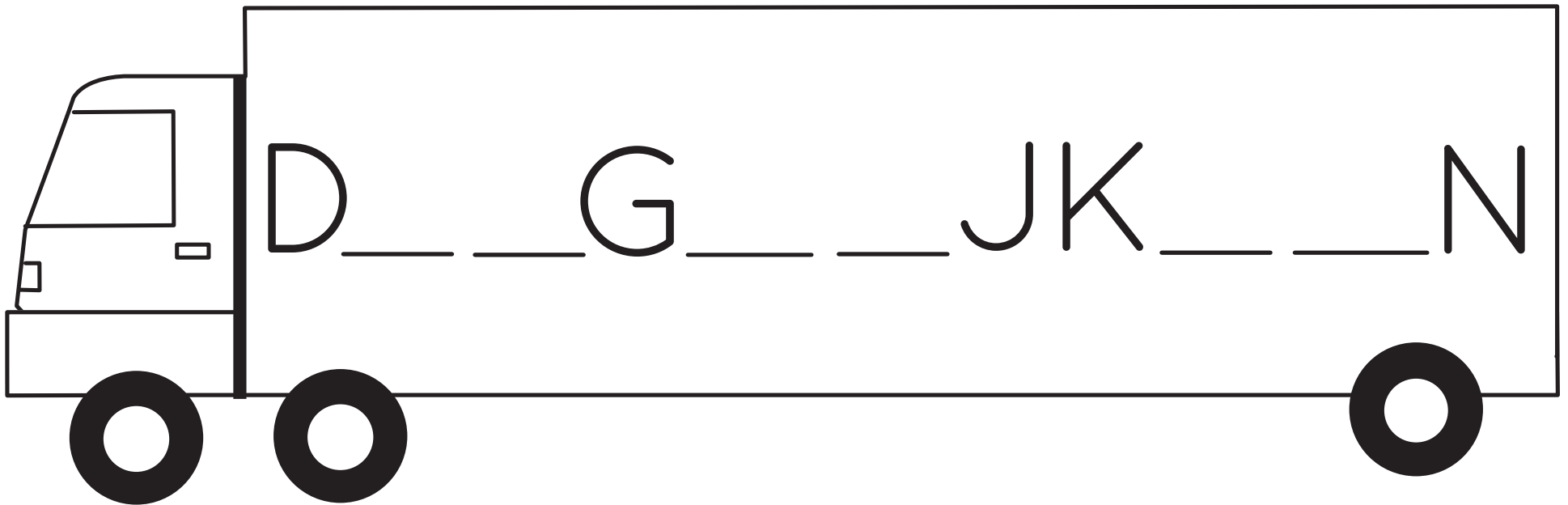
Date: _____

Line 'Em Up!

These letters don't remember where they go. Help them figure it out by writing the missing letters in each blank.

Letter Box:

E H I M L F




Name: _____

Date: _____


Storytime with Rhymes

First, try to read each sentence using the picture clues. Then, complete the drawing so that it matches the silly rhyming sentence.

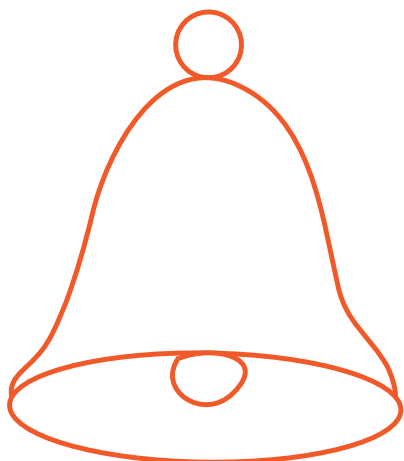
The  has a




The  made a



Next to the  there was
a 



The  sat on a



Name: _____

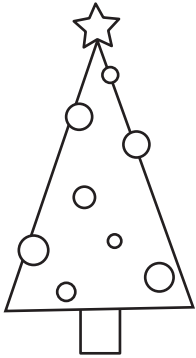
Date: _____

Holiday Syllables


Count the number of syllables in each word. Then, choose the number of dots that matches it.



SANTA



TREE



REINDEER



SLEIGH





Name: _____

Date: _____

Color By Sight

Find the hidden picture by coloring each space according to the code below.


the = 

is = 

can = 

and = 

go = 




Name: _____

Date: _____

Picture Us

Draw a line matching each pronoun with the matching part of the picture.



he they she it


Name: _____

Date: _____


Ball Starts with B

Say the name for each picture paying close attention to the beginning sound. Circle the letter that matches that sound.

A S C




T P A




H J P




J G P



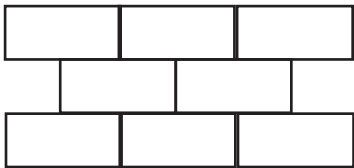
N M H




B P D



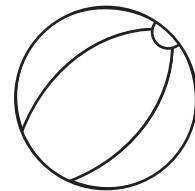
B P D




K C G




D M B




F L T



C D M



V W X




Name: _____

Date: _____


Missing Letters

What word does the picture show? Cut and paste the letters below to help spell it out.




O

O




E

S



R

O



N

D

G

M

F

K

Name: _____

Date: _____

Know Your Short Vowels!

Say the word represented by each picture. Then, identify the vowel sound and write it in the blank.

Choose from:

a

e

i

o


u



k d




l g




f n



h t




d g



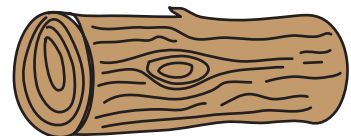
p g



s n



b g




l g

Name: _____

Date: _____

Long Vowel Hunt

Long vowels say their names. Can you find and circle all of the long vowel words?




Cat



Cake



Leg



Rat

Snake

Egg

Seal

Mug

Bike

Rice

Toe

Mouse

Mule

Boat

Sick


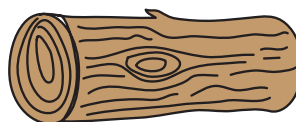
Shirt

Sun

Bug

Log

Cheese




Name: _____

Date: _____

Chewing with "Ch"

Cross out all of the words that don't begin with "ch." Then, draw or write any additional "ch" words you can think of inside the mouth!

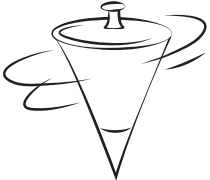



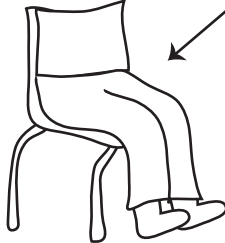





Name: _____

Date: _____

Top to Him Word Ladder

Fill in the missing letter in each word to help top become him.


	T	O	P	
	_	O	P	
	C	_	P	
	_	A	P	
	L	_	P	
	_	I	P	
	H	I	_	

Name: _____

Date: _____

How Many Are...

Observe and count the shapes below to answer the following questions.



How Many?

are red? _____

are blue? _____

are triangles? _____

are four-sided? _____

are big? _____


are small? _____

Name: _____

Date: _____

Connect the Dots: School Classroom


What is missing from the teacher's desk? Connect the dots to find out. Make sure to color in the picture when you're done!




Name: _____

Date: _____


Counting Fruits and Veggies




First, color and count the fruits and veggies. Then, match them to the correct number.



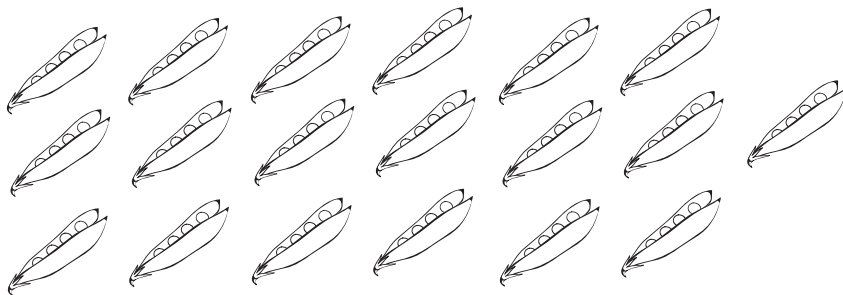
13




19



17



12



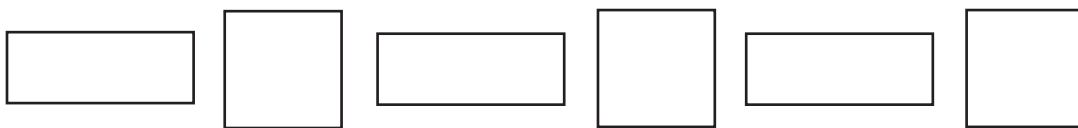
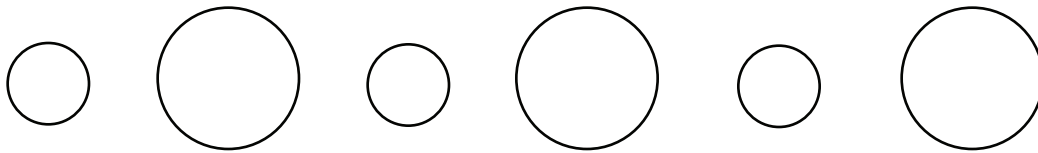
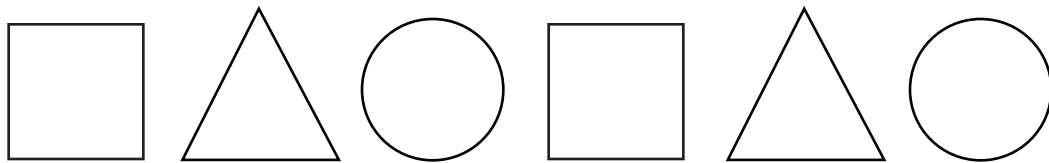
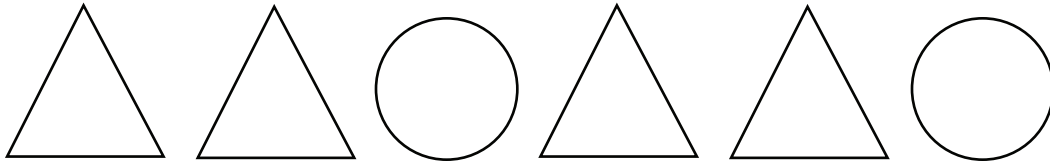
16

Name: _____

Date: _____

Shape Line Patterns

Finish each pattern below by drawing the shape that comes next. After you finish all the patterns, create a pattern of your own!





Draw your own pattern in the space below!

Name: _____

Date: _____

Pattern Pumpkins

Observe the letters on the pumpkins. Do you see a pattern?
What letter comes next?

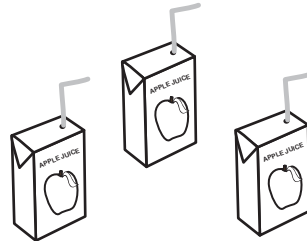



Name: _____



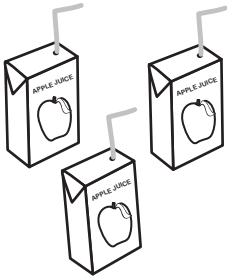
Date: _____

Juice Box Addition


How many are there? Count the juice boxes and write that number in the box.



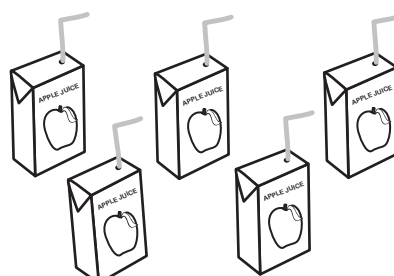
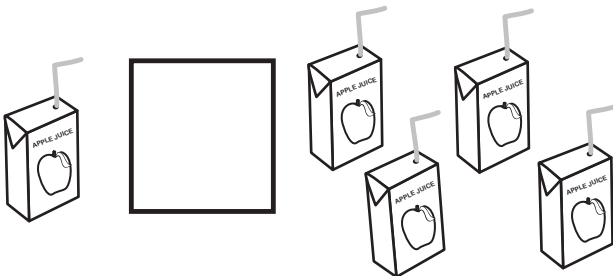
in all





in all



in all



in all



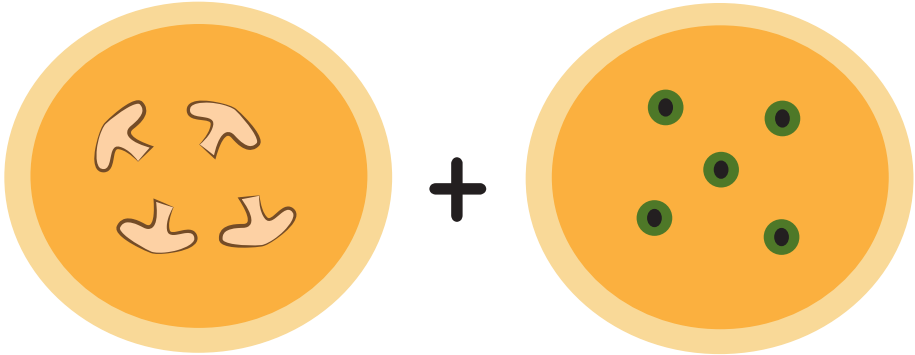
in all

Name: _____

Date: _____

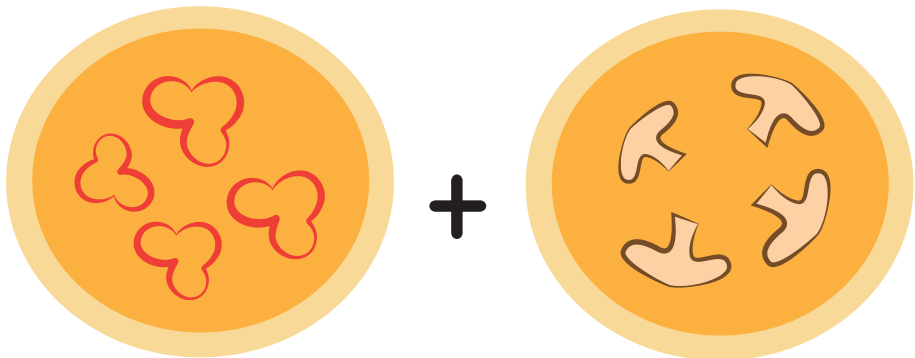
Addition With Pictures: Pizza Toppings

Count all of the pizza toppings and add them together. Write down how many there are.




$4 + 5 = 9$

The first pizza has 4 pepperoni toppings. The second pizza has 5 mushroom toppings. The sum is 9, which is written on a three-line grid with a dashed number 9 for tracing.



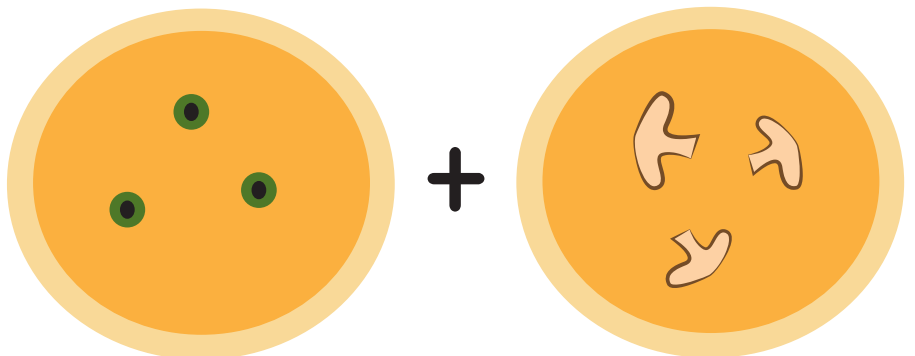
$4 + 4 = 8$

The first pizza has 4 heart-shaped toppings. The second pizza has 4 pepperoni toppings. The sum is 8, which is written on a three-line grid.



$5 + 5 = 10$

The first pizza has 5 pepperoni toppings. The second pizza has 5 heart-shaped toppings. The sum is 10, which is written on a three-line grid.




$3 + 3 = 6$


The first pizza has 3 mushroom toppings. The second pizza has 3 pepperoni toppings. The sum is 6, which is written on a three-line grid.

Name: _____


Date: _____







Math Subtraction Stories: Little Pig Houses



A family of pigs built 3 houses to keep them safe from the wolf. Then, the wolf came along and blew down 2 of the houses. How many houses do the pigs have left?



 -  = _____ ?




3 - 2 = _____ ?

Name: _____


Date: _____

Slippery Subtraction

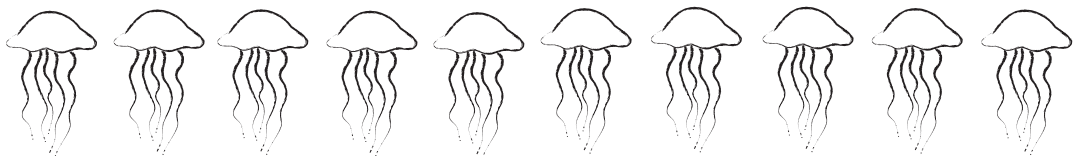
First, count all the fish. Then, cross off the number of fish being subtracted. When you count the remaining fish, you will have the answer to the subtraction problem!




$6 - 2 = \underline{\quad}$




$7 - 5 = \underline{\quad}$




$10 - 4 = \underline{\quad}$



$9 - 3 = \underline{\quad}$



$4 - 1 = \underline{\quad}$



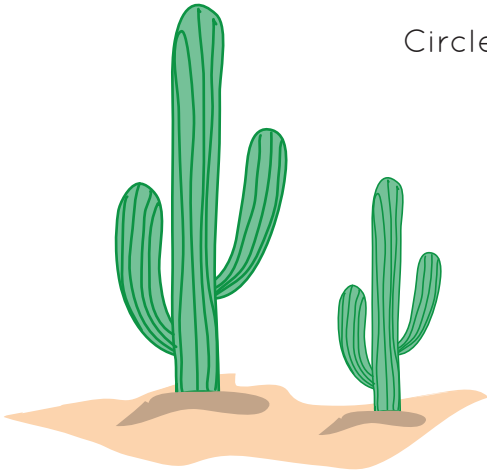
$10 - 10 = \underline{\quad}$

Name: _____

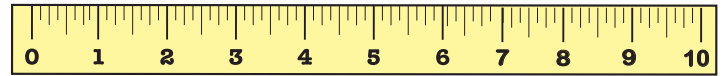

Date: _____

Which is...


Circle the object that meets the description.




taller




longer




smaller



older



biggest






straighter

Name: _____

Date: _____

Color By Shape: Zoo Animals

Color Key




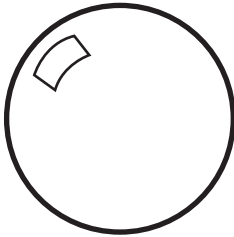
Name: _____

Date: _____

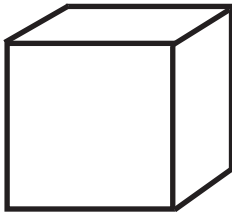
3D Shapes to Life

Draw a line between each 3D shape and its matching object.

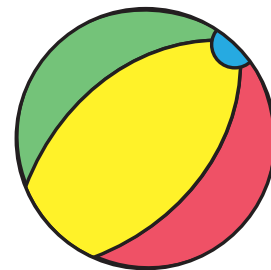
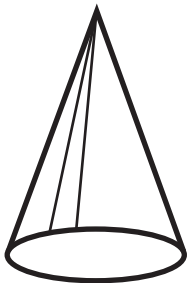
Sphere



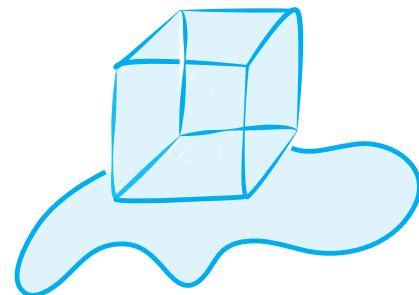
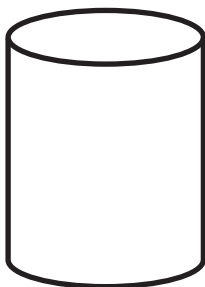
Cube



Cone



Cylinder




Name: _____

Date: _____


Picnic Reading

As you color in the following page, identify what you are coloring with the help of the labels.



Name: _____

Sight Word Cut Up



Date: _____

Can you spell your sight words? First, cut out all of the letters below. Then, paste them in the proper order to spell each of the sight words below. Once you have spelled the sight words out with the pasted letters, try writing them yourself!

We

--	--

At

--	--

They

--	--	--	--

Have

--	--	--	--



a	w	v	h	e	y	t	a	e
			e	t	h			

Name: _____

Date: _____



Sight Word Search

Find the hidden sight words in the puzzle below.



a e r s a i d o w p
m g s a r d n q h g
i e x b l u e o e e
n d e l d r d a r d
e c s z a c h a e s
e h e l e d a n e a
u e u o u q v z u a
z r x o k e e a k s
s e s k x s m a k e
a e z v u a x z o u

blue look mine make
have where here said

Name: _____

Date: _____



Nursery Rhyme Match-Up



Draw a line to match each nursery rhyme with its last line.

Went up the drain
again.

Twinkle Twinkle
Little Star



How I wonder where
you are.

Mary had a Little
Lamb



To see a lamb at
school.

Baa Baa Black
Sheep



Yes sir, Yes sir, three
bags full.



Itsy Bitsy Spider.

Name: _____

Date: _____

Name that Pumpkin

Use the clues to determine who created each jack-o-lantern.










Ben's pumpkin has two teeth that point in opposite directions.
Katie's pumpkin has a big toothless smile.
David's pumpkin has a frown.
Jamie's pumpkin has two teeth next to each other.

Name: _____

Date: _____

Complete the Poem: Sun

Can you finish the poem? Fill in the rhyming words from the word bank to complete the poem.



Brightly beats the _____

Let's go out and have some _____

Warm days are here to _____

Please dear sun, don't go _____

sun

fun

stay


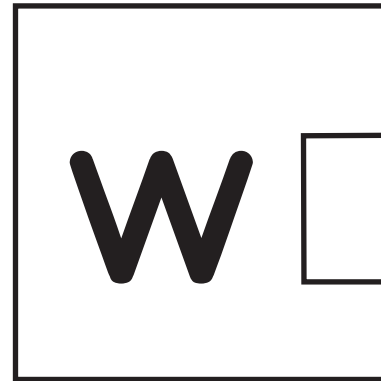
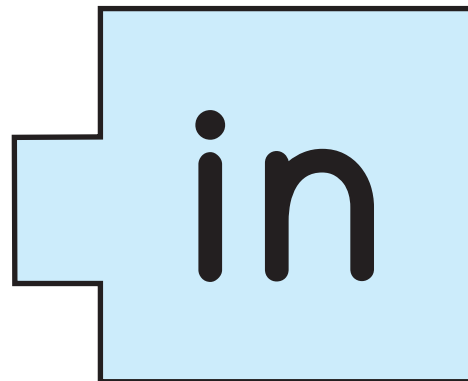
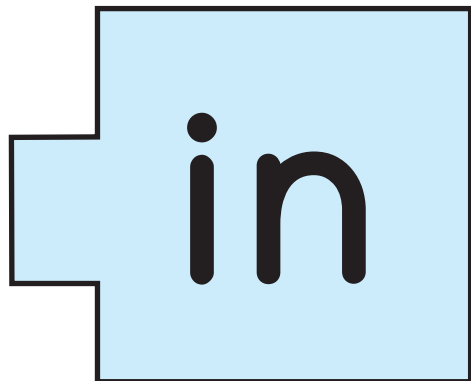

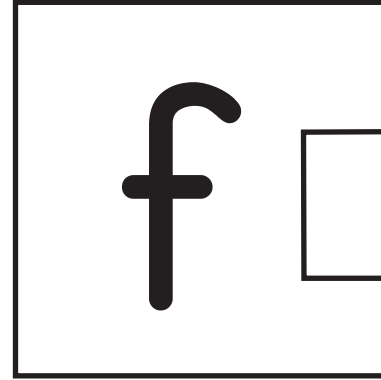
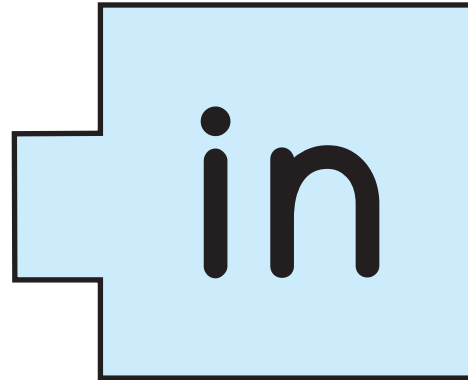
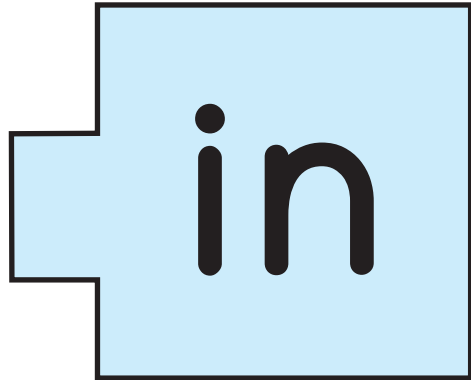
away

Name: _____

Date: _____

“In” Word Family Blends

Start by cutting out all of the pieces. Say the sound each letter makes aloud. Then, join the puzzle pieces together and blend the sounds of the letters to make a word. Say that word aloud.



Parents: Puzzle pieces work best if printed on thick paper or card stock paper. Once your child learns to make the words on this worksheet, you can save the pieces and use them to create new words by interchanging them with other word family puzzle pieces.



Name: _____

Date: _____


Fact or Fiction

Ask an adult to read these short stories aloud. If it is factual, circle the check mark. If it is fiction (or make believe), circle the unicorn.


Former President Obama has two children. They are both daughters.




Princesses all have the same sized feet. That is how you know they are princesses.




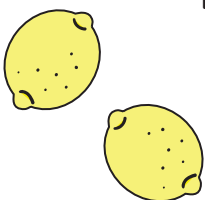
A dog is the head chef at a very fancy restaurant. His favorite dish to cook is steak.



Clouds are made up of water droplets. Water continuously cycles through the atmosphere.



Lemons are very sweet. One lemon can keep you full for the entire day.

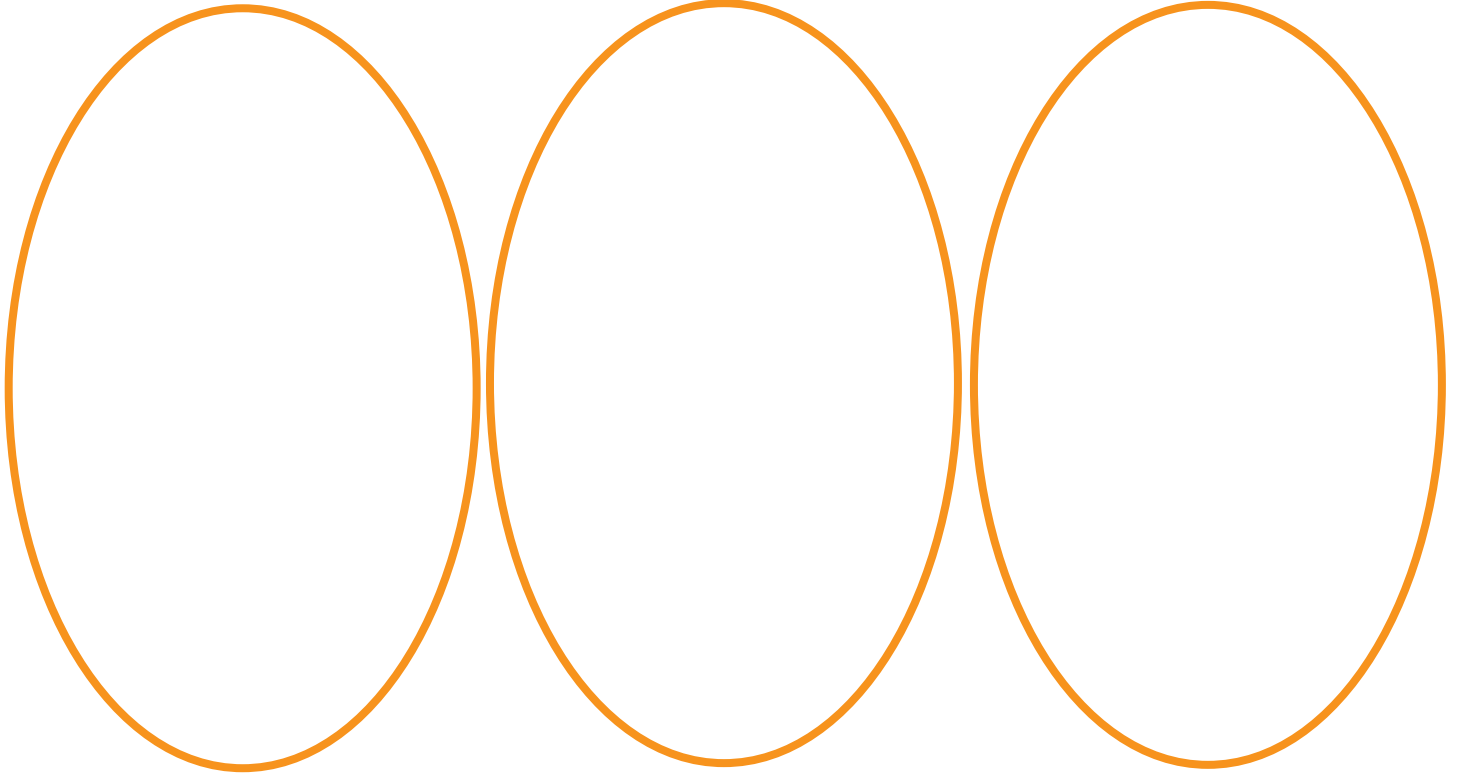


Name: _____

Date: _____

One, Two, Three




Show the steps to becoming a butterfly! Cut out the pictures at the bottom of this page and paste them in the order to show how a butterfly comes to be.



First

Next

Last



Name: _____

Date: _____

Where is...

Where is Thumbkin?
Where is Thumbkin?
Here I am.
Here I am.
How are you today, sir?
Very well I thank you.
Run away.
Run away.



How is Thumbkin today? _____.

What does Thumbkin do at the end? _____.

Draw a picture of what you think Thumbkin looks like.



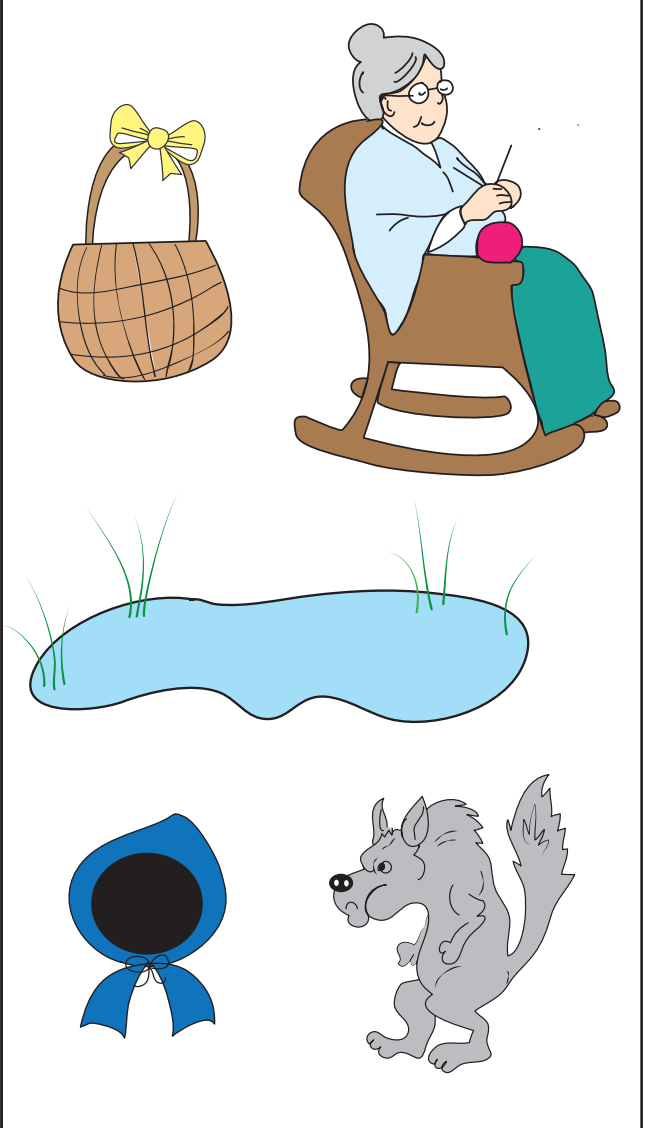
A large, empty rectangular box with rounded corners and a blue border, intended for drawing a picture of Thumbkin.

Name: _____

Date: _____

Not in this Story!

Look at each of the pictures. Which pictures aren't part of the story? Cross out any that are not in the story.


Goldilocks and the Three Bears:	Princess and the Pea:	Little Red Riding Hood
		

Name: _____

Date: _____

Flying High

Trace the dotted diagonal lines to complete the picture. Then, color it in!

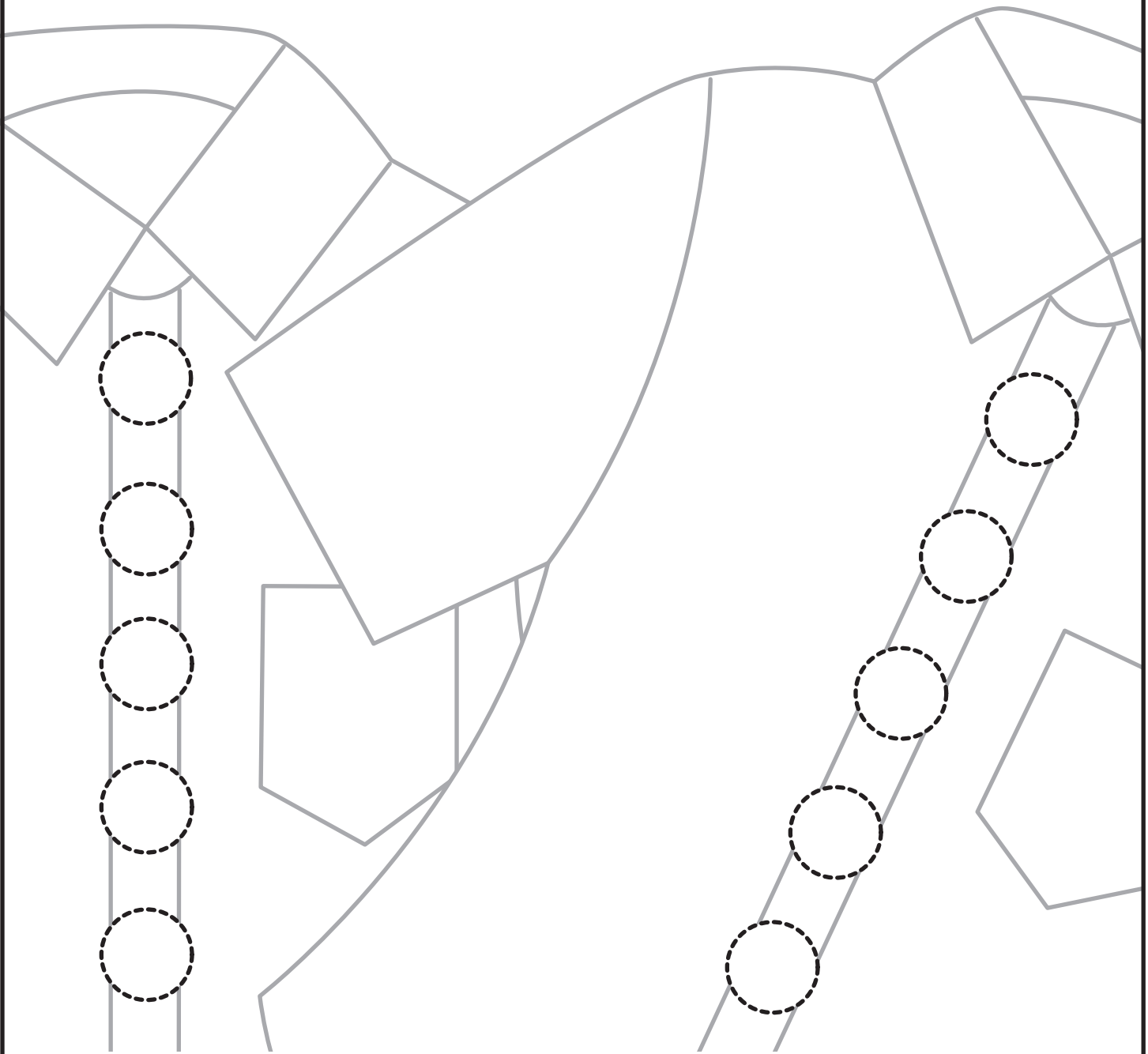
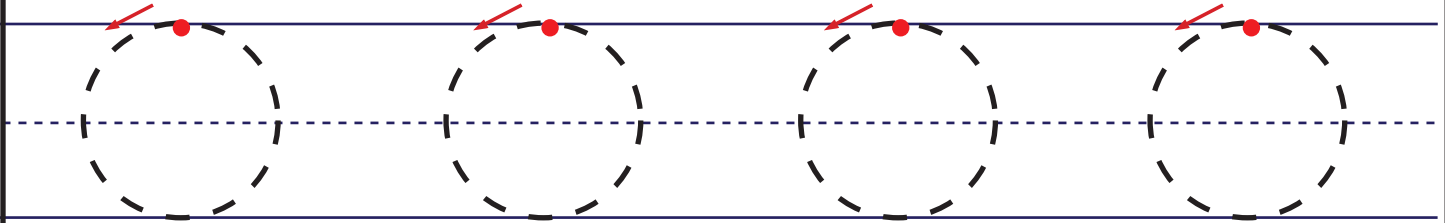


Name: _____

Date: _____

Button, Button, Button

First, practice tracing the circles in a line. Then, trace the buttons and color them in.




Name: _____

Date: _____

Hidden Alphabet

Find the letters hiding in this picture. Color each letter a bright color to make it come to life. Look carefully to find every letter of the alphabet!


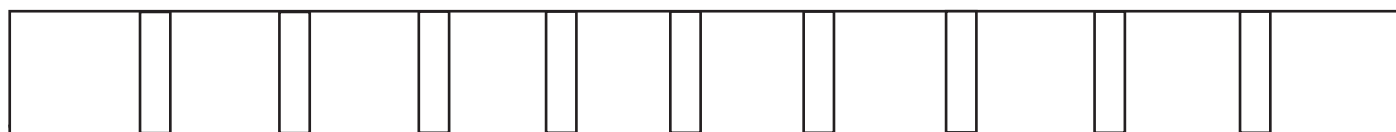
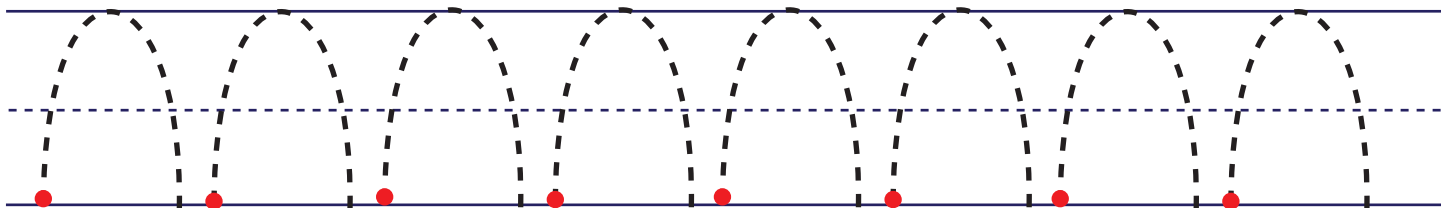


Name: _____

Date: _____

Building Bridges

Practice forming the arches used in the letter "m" and "n." First, trace the letters between the lines. Then, trace the arches of the bridges to complete the picture. Finally, write a few "m" and "n" letters.




Name: _____


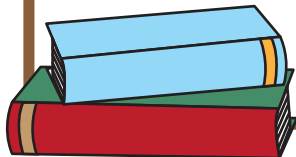
Date: _____

Name Finding Fun

Can you find all the letters in your name? Go through the alphabet coloring in the letters of your name. (For letters that appear more than once, you can decorate in multiple colors!) Once you have located all the letters in your name, practice writing it.



A large brown rectangular frame containing three rows of white boxes. The first row contains the letters A through I, the second row contains J through Q, and the third row contains R through Z. All letters are in a large, bold, outlined font.

A large, empty rectangular box with a brown border. A dashed horizontal line is drawn across the middle of the box. Below the line, the word "Name" is written in a simple font.

Name

Name: _____

Date: _____

Write the Sight Word: Meet

Practice tracing the sight word meet. Then, try to write it yourself!



m m m m m m

ee ee ee ee ee

meet meet meet

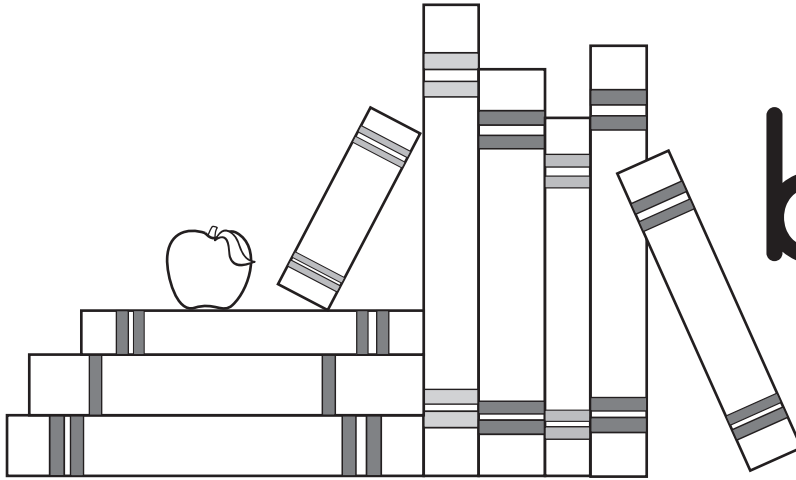
Nice to _____ you.

Name: _____

Date: _____

Write and Draw Sight Words: Book

First, read the sight word. Then, trace the sight word. Finally, write the sight word yourself! Bonus: at the bottom of the page draw a picture from your favorite book.



book

book - book - book

I like to read that _____.



Name: _____

Date: _____

Boys and Girls Are...

Fill in the blanks to complete your own simple story!

Boys are _____.

Girls are _____.

I am a _____.

My favorite boy is _____.

My favorite girl is _____.

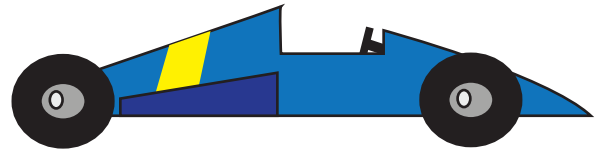
My favorite thing to do with boys and girls is _____.

The most important thing to know about boys and girls is _____.

Name: _____


Date: _____

Writing About Cars



First, trace the word car. Then, write a short story using the word car. Don't forget to draw a picture in the box to illustrate your story!

car




Name: _____

Date: _____

How a Tree Grows

Trees are very important! Cut the pictures out below and glue them in order to show how a plant grows from seed to tree.



1



2








3



4



5





Name: _____

Date: _____

Building a Snowman

Write the numbers 1, 2, and 3 under the pictures to show what happens first, next, and last.




Name: _____

Date: _____



Writing About Bears



First: Trace the word bear and practice writing it on your own.

Bear


Then: Write a short story using the word bear.

Finally: Draw a picture in the box to go with your story.



Great job!

is an Education.com Preschool superstar



Answer Sheets

Get Ready for Preschool

Letter Match-Up
Line 'Em Up!
Holiday Syllables
Color By Sight
Picture Us
Ball Starts With B
Missing Letters
Know Your Short Vowels!
Long Vowel Hunt
Chewing with "Ch"
"Top" to "Him" Word Ladder
How Many Are...
Connect the Dots: School Classroom
Counting Fruits and Veggies
Shape Line Patterns
Pattern Pumpkins
Juice Box Addition
Addition with Pictures: Pizza Toppings
Math Subtraction Stories: Little Pig Houses
Slippery Subtraction
Which is...
3D Shapes to Life

Sight Word Search
Nursery Rhyme Match
Name That Pumpkin
Complete the Poem: Sun
"In" Word Family Blends
Is it Fact or Fiction?
One, Two, Three
Where Is...
Not In This Story!
Hidden Alphabet
How A Tree Grows
Building A Snowman

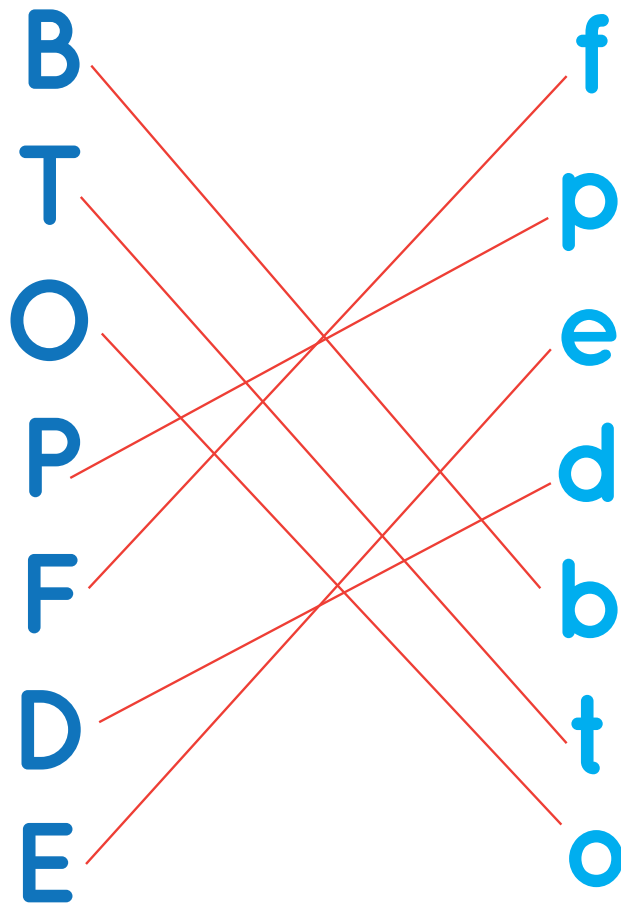
Answer Sheet

Name: _____

Date: _____

Letter Match-Up Worksheet

Can you identify your letters? Match each uppercase letter with its lowercase form. After you have found each pair, try writing them side by side.



Answer Sheet

Name: _____

Date: _____

Line 'Em Up!

These letters don't remember where they go. Help them figure it out by writing the missing letters in each blank.

Letter Box:

E H I M L F



Answer Sheet

Name: _____

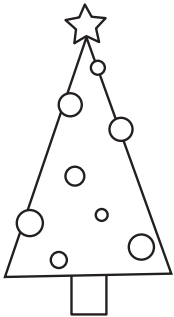
Date: _____

Holiday Syllables


Count the number of syllables in each word. Then, choose the number of dots that matches it.



SANTA



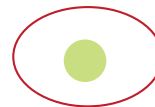
TREE



REINDEER



SLEIGH



Answer Sheet


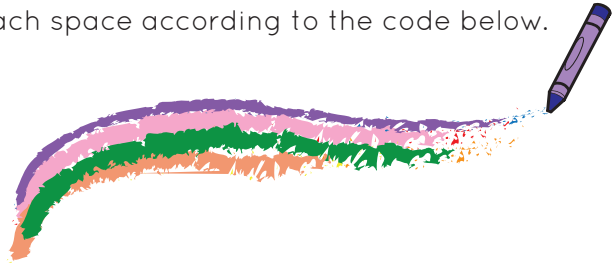
Name: _____

Date: _____

Color By Sight

Find the hidden picture by coloring each space according to the code below.

the =  is = 
can =  and = 
go = 



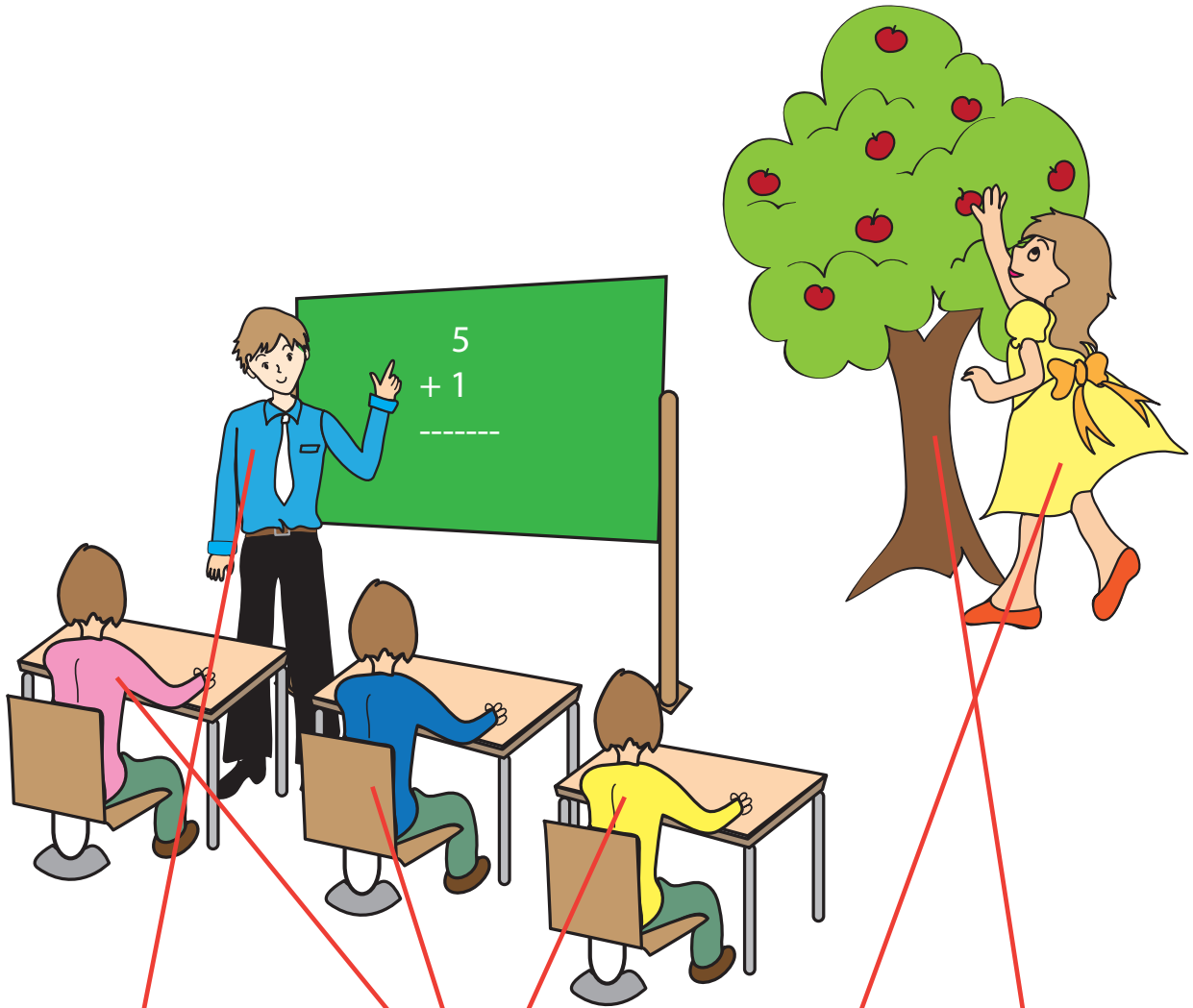
Answer Sheet

Name: _____

Date: _____

Picture Us

Draw a line matching each pronoun with the matching part of the picture.



he they she it

Answer Sheet

Name: _____

Date: _____


Ball Starts with B

Say the name for each picture paying close attention to the beginning sound. Circle the letter that matches that sound.

A S C




T P A




H J P




J G P



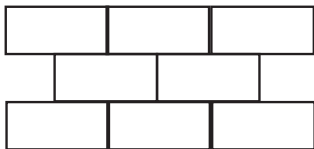
N M H



B P D



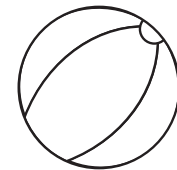
B P D




K C G




D M B




F L T



C D M



V W X




Answer Sheet

Name: _____

Date: _____

Missing Letters

What word does the picture show? Cut and paste the letters below to help spell it out.




M

N



D

K



F

G



Answer Sheet

Name: _____

Date: _____

Know Your Short Vowels!

Say the word represented by each picture. Then, identify the vowel sound and write it in the blank.

Choose from:

a

e

i

o


u



k i d



l e g




f a n



h a t




d o g



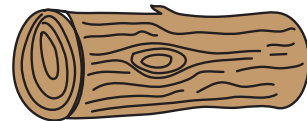
p i g



s u n



b u g



l o g


Answer Sheet

Name: _____

Date: _____

Long Vowel Hunt

Long vowels say their names. Can you find and circle all of the long vowel words?




Cat



Cake



Leg



Rat

Snake

Egg

Seal

Mug

Bike

Rice

Toe

Mouse

Mule

Boat

Sick


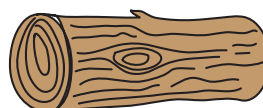
Shirt

Sun

Bug

Log

Cheese




Answer Sheet

Name: _____

Date: _____

Chewing with "Ch"

Cross out all of the words that don't begin with "ch." Then, draw or write any additional "ch" words you can think of inside the mouth!




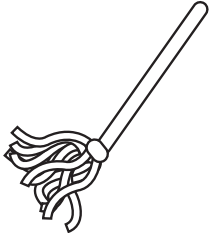

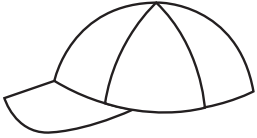




Answer Sheet

Name: _____

Date: _____

Top to Him Word Ladder

Fill in the missing letter in each word to help top become him.

	T	O	P	
	<u>M</u>	O	P	
	<u>C</u>	O	P	
	C	<u>A</u>	P	
	<u>L</u>	A	P	
	L	<u>I</u>	P	
	<u>H</u>	I	P	
	H	I	<u>M</u>	

Answer Sheet

Name: _____

Date: _____

How Many Are...

Observe and count the shapes below to answer the following questions.



How Many?

are red? 4

are blue? 3

are triangles? 3

are four-sided? 5

are big? 7

are small? 4


Answer Sheet

Name: _____

Date: _____

Connect the Dots: School Classroom

What is missing from the teacher's desk? Connect the dots to find out. Make sure to color in the picture when you're done!




Answer Sheet

Name: _____


Date: _____

Counting Fruits and Veggies


First, color and count the fruits and veggies. Then, match them to the correct number.



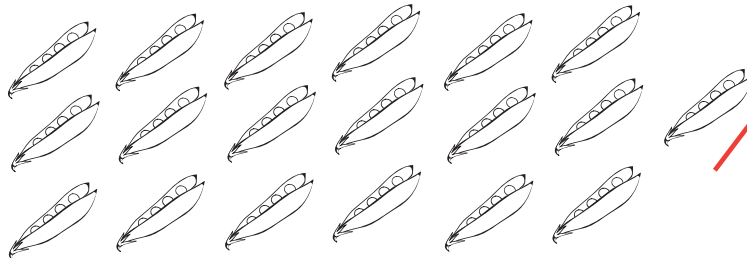
13




19



17



12



16

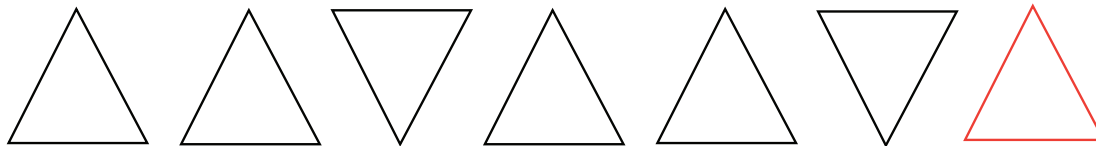


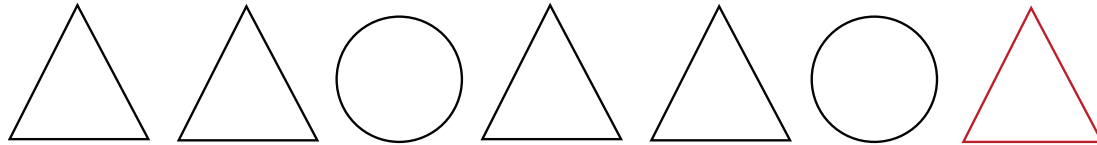
Answer Sheet

Name: _____

Date: _____

Shape Line Patterns

Finish each pattern below by drawing the shape that comes next. After you finish all the patterns, create a pattern of your own!



Draw your own pattern in the space below!






Answer Sheet

Name: _____

Date: _____

Pattern Pumpkins

Observe the letters on the pumpkins. Do you see a pattern?
What letter comes next?



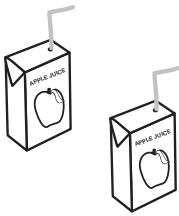
Answer Sheet

Name: _____

Date: _____

Juice Box Addition

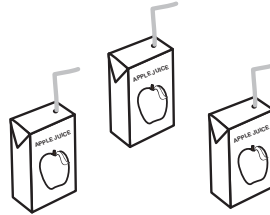
How many are there? Count the juice boxes and write that number in the box.



2

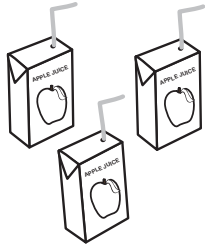


1

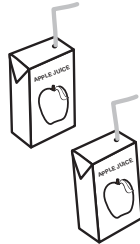


3


in all



3



2



5


in all



1




1

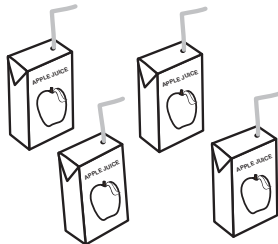


2

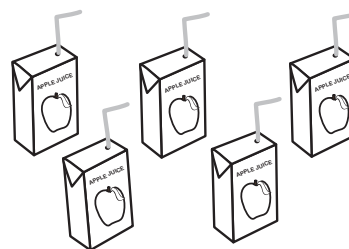
in all



1




4




5

in all



4

0



4

in all

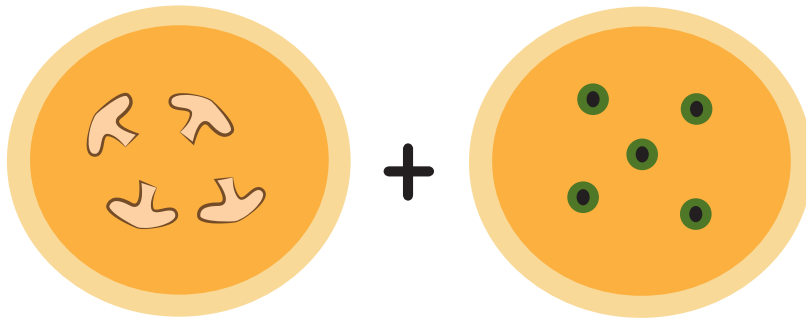
Answer Sheet

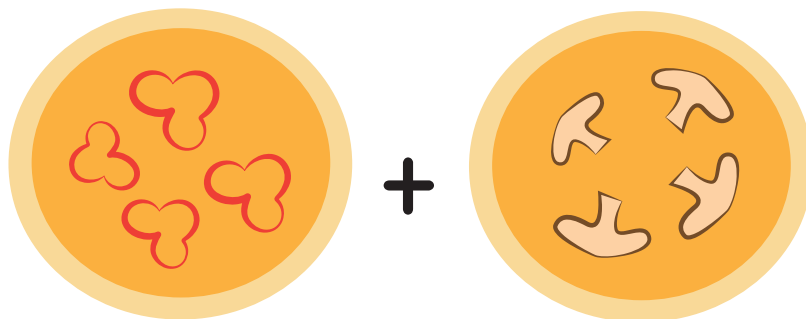
Name: _____


Date: _____

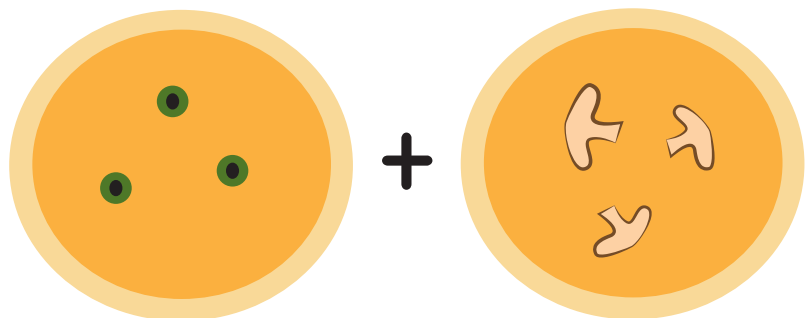
Addition With Pictures: Pizza Toppings

Count all of the pizza toppings and add them together. Write down how many there are.


$$4 + 5 = 9$$


$$4 + 4 = 8$$



$$5 + 5 = 10$$


$$3 + 3 = 6$$

Answer Sheet

Name: _____




Date: _____




Math Subtraction Stories: Little Pig Houses




A family of pigs built 3 houses to keep them safe from the wolf. Then, the wolf came along and blew down 2 of the houses. How many houses do the pigs have left?



-



$$= \underline{\quad 1 \quad} ?$$



3

-

2

$$= \underline{\quad 1 \quad} ?$$



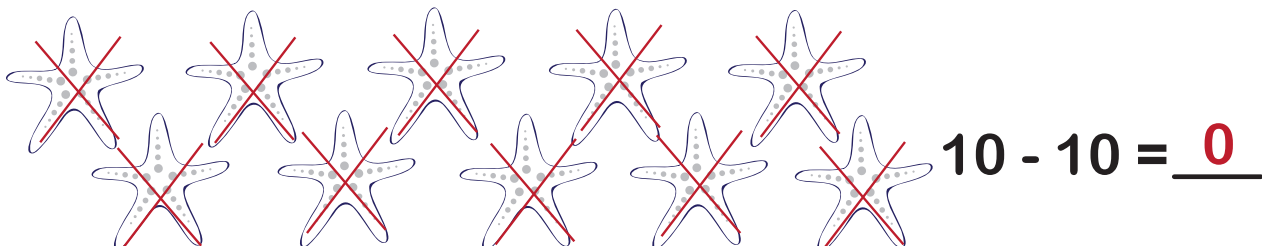


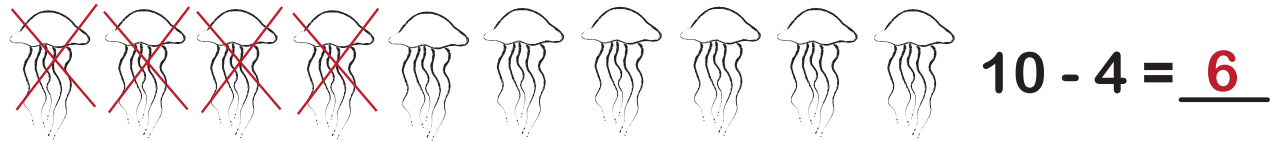
Answer Sheet

Name: _____

Date: _____

Slippery Subtraction

First, count all the fish. Then, cross off the number of fish being subtracted. When you count the remaining fish, you will have the answer to the subtraction problem!



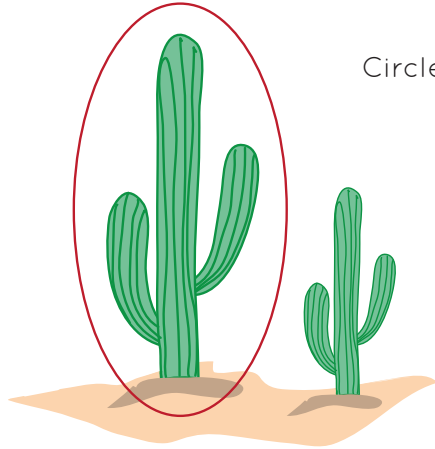
Answer Sheet

Name: _____

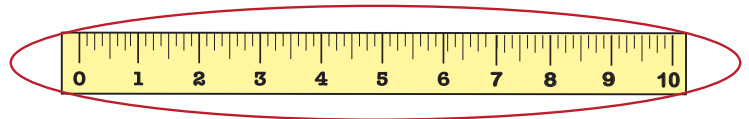

Date: _____

Which is...


Circle the object that meets the description.




taller




longer




smaller



older



biggest



straighter

Answer Sheet

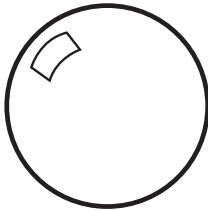
Name: _____

Date: _____

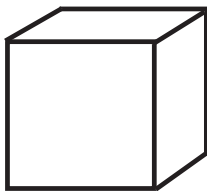
3D Shapes to Life

Draw a line between each 3D shape and its matching object.

Sphere



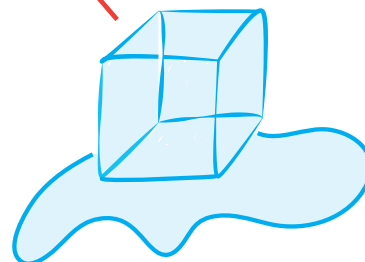
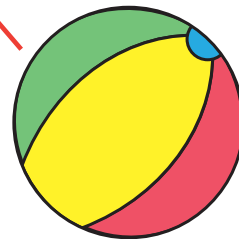


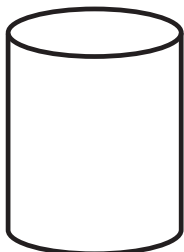
Cube



Cone



Cylinder



Answer Sheet

Name: _____

Date: _____



Sight Word Search

Find the hidden sight words in the puzzle below.



a	e	r	s	a	i	d	o	w	p
m	g	s	a	r	d	n	q	h	g
i	e	x	b	l	u	e	o	e	e
n	d	e	l	d	r	d	a	r	d
e	c	s	z	a	c	h	a	e	s
e	h	e	l	e	d	a	n	e	a
u	e	u	o	u	q	v	z	u	a
z	r	x	o	k	e	e	a	k	s
s	e	s	k	x	s	m	a	k	e
a	e	z	v	u	a	x	z	o	u

blue look mine make
have where here said

Answer Sheet

Name: _____

Date: _____



Nursery Rhyme Match-Up



Draw a line to match each nursery rhyme with its last line.

Went up the drain
again.

Twinkle Twinkle
Little Star

How I wonder where
you are.

Mary had a Little
Lamb

To see a lamb at
school.

Baa Baa Black
Sheep

Yes sir, Yes sir, three
bags full.

Itsy Bitsy Spider.

Answer Sheet

Name: _____

Date: _____

Name that Pumpkin

Use the clues to determine who created each jack-o-lantern.



Jamie



David



Katie



Ben

Ben's pumpkin has two teeth that point in opposite directions.
Katie's pumpkin has a big smile.
David's pumpkin has a frown.
Jamie's pumpkin has two teeth next to each other.


Answer Sheet

Name: _____

Date: _____

Complete the Poem: Sun

Can you finish the poem? Fill in the rhyming words from the word bank to complete the poem.



Brightly beats the **sun** _____

Let's go out and have some **fun** _____

Warm days are here to **stay** _____

Please dear sun, don't go **away** _____

sun

fun

stay

away

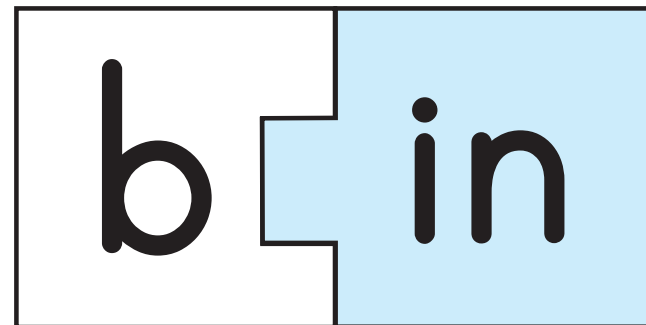

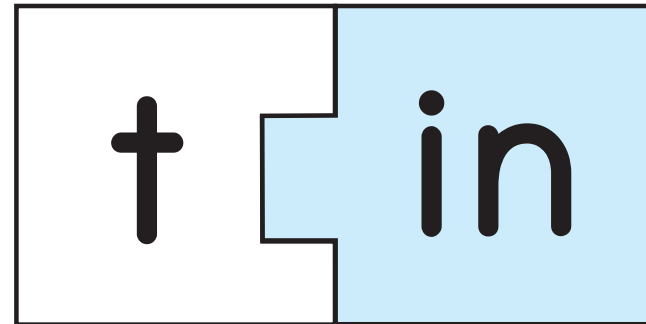
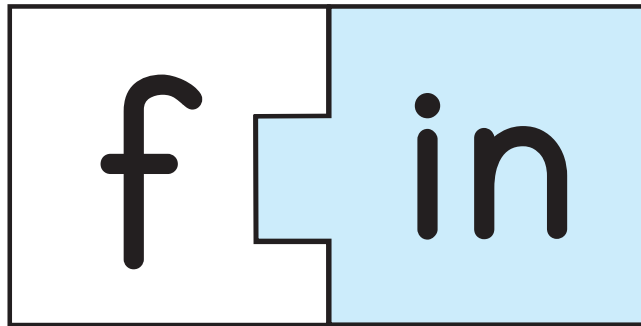
Answer Sheet

Name: _____

Date: _____

“In” Word Family Blends

Start by cutting out all of the pieces. Say the sound each letter makes aloud. Then, join the puzzle pieces together and blend the sounds of the letters to make a word. Say that word aloud.



Parents: Puzzle pieces work best if printed on thick paper or card stock paper. Once your child learns to make the words on this worksheet, you can save the pieces and use them to create new words by interchanging them with other word family puzzle pieces.

Answer Sheet




Name: _____

Date: _____




Fact or Fiction

Ask an adult to read these short stories aloud. If it is factual, circle the check mark. If it is fiction (or make believe), circle the unicorn.

Former President Obama has two children. They are both daughters.






Princesses all have the same sized feet. That is how you know they are princesses.






A dog is the head chef at a very fancy restaurant. His favorite dish to cook is steak.



Clouds are made up of water droplets. Water continuously cycles through the atmosphere.



Lemons are very sweet. One lemon can keep you full for the entire day.




Answer Sheet

Name: _____


Date: _____

One, Two, Three

Show the steps to becoming a butterfly! Cut out the pictures at the bottom of this page and paste them in the order to show how a butterfly comes to be.



First



Next



Last

Answer Sheet

Name: _____

Date: _____

Where is...


Where is Thumbkin?
Where is Thumbkin?
Here I am.
Here I am.
How are you today, sir?
Very well I thank you.
Run away.
Run away.



How is Thumbkin today? very well.

What does Thumbkin do at the end? run away.

Draw a picture of what you think Thumbkin looks like.





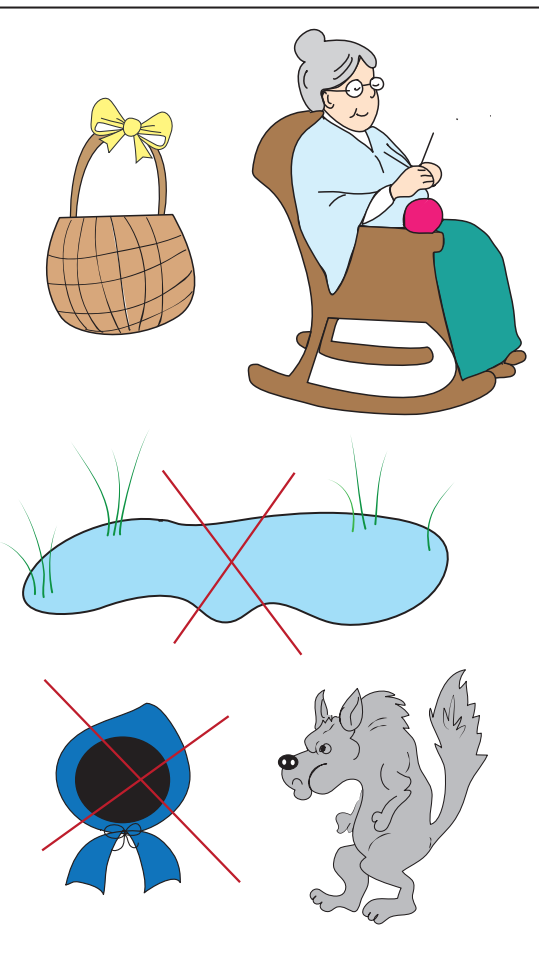
Answer Sheet

Name: _____

Date: _____

Not in this Story!

Look at each of the pictures. Which pictures aren't part of the story? Cross out any that are not in the story.

Goldilocks and the Three Bears:	Princess and the Pea:	Little Red Riding Hood
		

Answer Sheet

Name: _____

Date: _____

Hidden Alphabet

Find the letters hiding in this picture. Color each letter a bright color to make it come to life. Look carefully to find every letter of the alphabet!




Answer Sheet

Name: _____


Date: _____

How a Tree Grows


Trees are very important! Cut the pictures out below and glue them in order to show how a plant grows from seed to tree.




1




2



3



4



5

Answer Sheet

Name: _____


Date: _____

Building a Snowman

Write the numbers 1, 2, and 3 under the pictures to show what happens first, next, and last.



2



3



1