

Pre Reading Skills: Colors

P
Preschool




Yellow




Orange




Red



Purple



Blue



Green

Table of Contents

Pre-Reading Skills: Colors

Find the Primary Colors
Secondary Colors Review
Find the Secondary Colors
Primary Colors: Red
Book of Red
Book of Orange
Primary Colors: Yellow
Book of Yellow
Book of Green
Primary Colors: Blue
Book of Blue
Book of Purple
Color Rhymes
Paint By Numbers: Watercolors








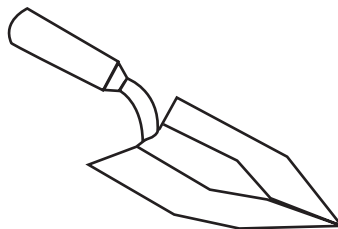

Certificate of Completion

Want more workbooks? Join [Education.com Plus](http://www.education.com/education-plus/) to save time and money.
<http://www.education.com/education-plus/>

FIND THE PRIMARY COLORS

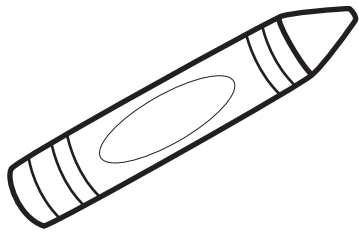
Do you know the three primary colors? List them, then color the objects in primary colors.

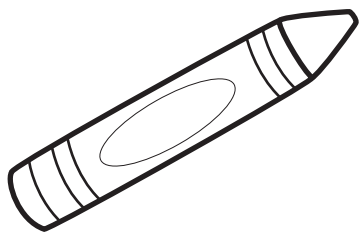
_____	_____	_____
-----	-----	-----
_____	_____	_____




SECONDARY COLORS REVIEW

Say the name of the 3 secondary colors. Color each crayon with a secondary color and write its name next to it.







Think of 3 things that are in secondary colors and write them in the boxes below next to each color.


purple

green

orange


FIND THE SECONDARY COLORS

Do you know the three secondary colors? List them, then color the fruits in secondary colors.




PRIMARY COLORS : RED

Red is one of the three primary colors. Below are some objects that are red. Color them in.




Now draw and color your own picture of something red.



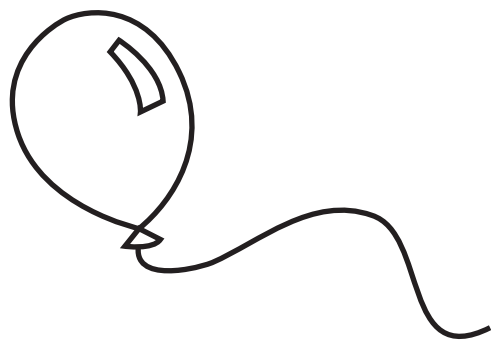
_____'s
Book of Red




The apple is red.



The balloon is red.



The heart is red.




To make your book of red, first write your name. Then, use red to trace the words and color the pictures.
When you are done, cut the pages on the dotted lines and have your parent staple them together!


_____ 's
Book of Orange




The carrot is orange.



The fish is orange.







The orange is orange.



To make your book of orange, first write your name. Then, use orange to trace the words and color the pictures. When you are done, cut the pages on the dotted lines and have your parent staple them together!

PRIMARY COLORS : YELLOW

Yellow is one of the three primary colors. Below are some objects that are yellow. Color them in.




Now draw and color your own picture of something yellow.




_____ 's
Book of Yellow




The sun is yellow.



The duck is yellow.



The banana is yellow.




To make your book of yellow, first write your name. Then, use yellow to trace the words and color the pictures. When you are done, cut the pages on the dotted lines and have your parent staple them together!


_____ 's
Book of Green




The frog is green.



The cactus is green.




The lime is green.



To make your book of green, first write your name. Then, use green to trace the words and color the pictures.
When you are done, cut the pages on the dotted lines and have your parent staple them together!

PRIMARY COLORS : BLUE

Blue is one of the three primary colors. Below are some objects that are blue. Color them in.




Now draw and color your own picture of something blue.



_____ 's
Book of Blue




The whale is blue.



The water is blue.



The shirt is blue.




To make your book of blue, first write your name. Then, use blue to trace the words and color the pictures.
When you are done, cut the pages on the dotted lines and have your parent staple them together!


_____ 's
Book of Purple




The flower is purple.



The grape is purple.



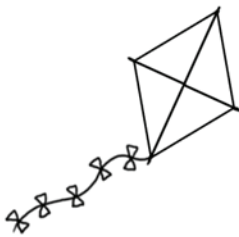

The butterfly is purple.




To make your book of purple, first write your name. Then, use purple to trace the words and color the pictures. When you are done, cut the pages on the dotted lines and have your parent staple them together!

COLOR RHYMES

Write the name of a color that rhymes with each picture.




Try painting by number using watercolors!
Parents: For best results, print this page on thick, sturdy paper.



Let's learn our colors!
Start by painting the primary colors:
1 - Blue
2 - Yellow
3 - Red

Now let's try mixing some secondary colors by mixing the primary colors together!
4 - Green: Blue + Yellow
5 - Orange: Yellow + Red
6 - Purple: Can you guess which two colors make purple?

Finally, we'll do an experiment! What happens when you mix all three of the primary colors?
7: Mystery color!



Great job!

is an Education.com reading superstar

